


Work table ワークテーブル



高さ固定タイプ (均等耐荷重150kg) ☒

H740mm



SUP-1875-WW

寸法(mm)			品番	価格	質量(kg)
W	D	H			
600	600	740	●SUP-660-WW	¥30,800	13.4
700	750		●SUP-775-WW	¥34,300	17.0
900	450		●SUP-945-WW	¥32,600	14.6
	600		●SUP-960-WW	¥32,900	17.1
1200	750		●SUP-975-WW	¥35,600	19.6
	450		●SUP-1245-WW	¥35,600	17.7
	600		●SUP-1260-WW	¥36,400	20.7
1500	750		●SUP-1275-WW	¥39,600	23.8
	450		●SUP-1545-WW	¥40,500	20.9
	600		●SUP-1560-WW	¥45,100	24.5
1800	750		●SUP-1575-WW	¥46,900	28.2
	450		●SUP-1845-WW	¥43,200	23.8
	600		●SUP-1860-WW	¥47,200	28.1
1800	750		●SUP-1875-WW	¥49,400	32.3
	900		●SUP-1890-WW	¥56,300	36.6

H950mm



SUPH-1875-WW

寸法(mm)			品番	価格	質量(kg)
W	D	H			
600	600	950	●SUPH-660-WW	¥32,700	15.4
700	750		●SUPH-775-WW	¥36,300	19.2
900	450		●SUPH-945-WW	¥34,400	16.4
	600		●SUPH-960-WW	¥34,800	19.1
1200	750		●SUPH-975-WW	¥37,700	21.8
	450		●SUPH-1245-WW	¥37,400	19.5
	600		●SUPH-1260-WW	¥38,300	22.7
1500	750		●SUPH-1275-WW	¥41,700	26.0
	450		●SUPH-1545-WW	¥42,200	22.7
	600		●SUPH-1560-WW	¥47,000	26.5
1800	750		●SUPH-1575-WW	¥49,000	30.4
	450		●SUPH-1845-WW	¥45,000	25.6
	600		●SUPH-1860-WW	¥49,100	30.1
1800	750		●SUPH-1875-WW	¥51,500	34.5
	900		●SUPH-1890-WW	¥58,400	39.2

高さ調節タイプ (均等耐荷重150kg) ☒

調節高さH600~900mm



SUPA-1875-WW

高さ調整
25mmピッチで高さが調整できます。

調節高さH900~1200mm



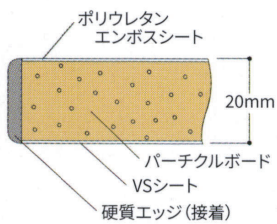

SUPAH-1875-WW

寸法(mm)			品番	価格	質量(kg)
W	D	H			
600	600	600~900	●SUPA-660-WW	¥48,100	17.5
700	750		●SUPA-775-WW	¥51,700	21.2
900	450		●SUPA-945-WW	¥49,500	18.5
	600		●SUPA-960-WW	¥50,200	21.2
1200	750		●SUPA-975-WW	¥53,000	23.8
	450		●SUPA-1245-WW	¥52,500	21.6
	600		●SUPA-1260-WW	¥53,700	24.8
1500	750		●SUPA-1275-WW	¥57,000	28.0
	450		●SUPA-1545-WW	¥57,400	24.8
	600		●SUPA-1560-WW	¥62,400	28.6
1800	750		●SUPA-1575-WW	¥64,200	32.4
	450		●SUPA-1845-WW	¥60,100	27.7
	600		●SUPA-1860-WW	¥64,500	32.2
1800	750		●SUPA-1875-WW	¥66,800	36.5
	900		●SUPA-1890-WW	¥71,800	41.0

寸法(mm)			品番	価格	質量(kg)
W	D	H			
600	600	900~1200	●SUPAH-660-WW	¥51,300	19.2
700	750		●SUPAH-775-WW	¥54,800	23.0
900	450		●SUPAH-945-WW	¥52,800	20.2
	600		●SUPAH-960-WW	¥53,400	22.9
1200	750		●SUPAH-975-WW	¥56,100	25.6
	450		●SUPAH-1245-WW	¥55,800	23.3
	600		●SUPAH-1260-WW	¥56,900	26.5
1500	750		●SUPAH-1275-WW	¥60,100	29.8
	450		●SUPAH-1545-WW	¥60,700	26.5
	600		●SUPAH-1560-WW	¥65,600	30.3
1800	750		●SUPAH-1575-WW	¥67,300	34.2
	450		●SUPAH-1845-WW	¥63,400	29.4
	600		●SUPAH-1860-WW	¥67,700	33.9
1800	750		●SUPAH-1875-WW	¥69,900	38.3
	900		●SUPAH-1890-WW	¥74,900	43.0

天板

低圧メラミン化粧板を使用。



オプション

ワイド引出し (均等耐荷重50kg) ☒



ワイド引出し取付時

適応サイズ(mm)		品番	価格	質量(kg)
W	D			
900	600	●UW960-W-SET	¥24,900	7.2
	750	●UW975-W-SET	¥24,900	7.4
1200	600	●UW1260-W-SET	¥31,200	9.6
	750	●UW1275-W-SET	¥31,200	9.8
1500	600	●UW1560-W-SET	¥37,300	12.0
	750	●UW1575-W-SET	¥37,300	12.2
1800	600	●UW1860-W-SET	¥44,600	14.4
	750	●UW1875-W-SET	¥44,600	14.6
1800	900	●UW1890-W-SET	¥44,600	14.8

※D450の半面棚板はD600用を使用します。

半面棚板 (均等耐荷重10kg/段) ☒



半面棚板取付時

適応サイズ(mm)		品番	価格	質量(kg)
W	D			
600	600	●UT-660-W	¥6,200	1.7
	750	●UT-775-W	¥6,600	2.6
900	450	●UT-960-W	¥6,600	2.3
	600			
900	750	●UT-975-W	¥7,000	2.8
	1200	450	●UT-1260-W	¥7,700
600				
1200	750	●UT-1275-W	¥9,100	3.8
	1500	450	●UT-1560-W	¥9,400
600				
1500	750	●UT-1575-W	¥10,900	4.8
	1800	450	●UT-1860-W	¥10,700
600				
1800	750	●UT-1875-W	¥12,400	5.8
	1800	900	●UT-1890-W	¥13,800

共通仕様

天板/メラミン化粧板
脚部/スチールパイプ 粉体塗装